

Commissioner



REPORT
OF THE
COMMISSIONER
OF THE GÁRDA SÍOCHÁNA
ON CRIME

FOR THE YEAR
1955

DUBLIN:
PUBLISHED BY THE STATIONERY OFFICE

To be purchased from the
GOVERNMENT PUBLICATIONS SALE OFFICE,
G.P.O. ARCADE, DUBLIN;
or through any Bookseller,

Price: Two Shillings, and Sixpence.

(Pr. 3782).



REPORT
OF THE
COMMISSIONER
OF THE GÁRDA SÍOCHÁNA
ON CRIME

FOR THE YEAR
1955

DUBLIN:
PUBLISHED BY THE STATIONERY OFFICE

To be purchased from the
GOVERNMENT PUBLICATIONS SALE OFFICE,
G.P.O. ARCADE, DUBLIN;
or through any Bookseller.

Price: Two Shillings.

(Pr. 3782).

INDEX.

PART I.—Indictable Offences	Pages 4 to 18
PART II.—Juveniles Charged with Indictable Offences	Pages 19 to 23
PART III.—Non-Indictable Offences, Persons Proceeded against	Pages 24 to 30
PART IV.—Scientific Aids to Crime Detection	Pages 31 to 35
PART V.—Appendices.	

TO THE MINISTER FOR JUSTICE.

Sir,

I have the honour to submit my Annual Report on Crime for the year ended the 31st December, 1955.

PART I.

INDICTABLE OFFENCES.

The number of indictable offences which were reported or became known to the *Gárda Síochána* in the year 1955 was 11,531, which figure is 386 less than the number in the year 1954. This decrease, though not very great, shows that the downward trend, indicated by a decrease of 3,685 in the 1954 figures, was maintained in 1955.

In Group I—Offences against the Person—there was an increase of 47 in 1955 due mainly to an increase of 31 in Assaults, etc. (Misdemeanours) and an increase of 22 in cases of Manslaughter (Traffic Fatalities).

In Group II—Offences against Property with Violence—there was a decrease of 213 due mainly to a decrease of 215 in offences relating to Housebreaking. There was an increase of 17 in offences of Robbery and Assaults with Intent to Rob.

In Group III—Offences against Property without Violence—there was a decrease of 198 due to decreases of, 91 in Larcenies, 11 in Embezzlement, 52 in Obtaining Goods, etc., by False Pretences, 18 in Frauds and 26 in Receiving Stolen Goods.

In Group IV—Other Offences not included in foregoing groups, there was a decrease of 22, due mainly to a decrease of 18 in Offences of Forgery and Uttering.

Proceedings were taken in 6,154 cases and in an additional 761 cases, the perpetrators were detected, but no proceedings are shown, giving a total of 6,915 detections, or 60% of the offences recorded.

COMPARISON WITH PREVIOUS YEAR.

In the following table, the number of offences recorded in each offence group in the years 1954 and 1955 are given:—

GROUP	No. of offences recorded	
	1955	1954
I—Offences against the Person	525	478
II—Offences against Property with Violence ...	2,325	2,538
III—Offences against Property without Violence	8,555	8,753
IV—Other Offences not included in above Groups	126	148
TOTALS	11,531	11,917

PERSONS PROCEEDED AGAINST.

The total of persons proceeded against for the commission of indictable offences in 1955 was 5,893—5,217 males and 676 females. The number convicted was 2,699, and the charges against a further 2,248 were held proved and the Probation of Offenders' Act was applied.

For details of indictable offences and proceedings, see Appendix A.

COMPARATIVE FIGURES FOR YEARS 1950 TO 1955.

Comparative figures of indictable offences and proceedings in the years 1950 to 1955 are given in the following table:—

YEAR.	No. of Offences reported or known to the Garda.	No. of Offences in which proceedings were instituted.	No. of Persons proceeded against.
1955	11,531	6,154	5,893
1954	11,917	6,238	6,112
1953	15,602	7,603	7,138
1952	14,720	7,303	6,803
1951	14,127	7,501	7,608
1950	12,231	6,995	6,889

INDICTABLE OFFENCES AND DETECTIONS BY GÁRDA DIVISIONS.

Details of Indictable Offences and detections in each Garda Division and in the Garda Districts of the cities of Cork, Limerick, Waterford and Galway, in the year 1955, are given in Appendix B.

GROUP CLASSIFICATION.

The number of indictable offences, proceedings and persons proceeded against in the year 1955, in group classification, are given in the following table:—

GROUP.	No. of offences reported or known to the Garda.	No. of offences in which proceedings were instituted	No. of Persons proceeded against.
I—Offences against the Person ...	525	455	573
II—Offences against Property with Violence ...	2,325	1,596	1,728
III—Offences against Property without Violence	8,555	4,005	3,491
IV—Offences not included in the foregoing Groups ...	126	98	101
TOTALS ...	11,531	6,154	5,893

GROUP I.—OFFENCES AGAINST THE PERSON.

Included in this group are offences of Murder, Manslaughter, Wounding, Assault, Intimidation, Cruelty to and Abandoning Children and Sexual Offences.

Comparative figures, for the years 1950 to 1955 of offences recorded in this group, are given in the following table:—

YEAR.	No. of offences reported or known to the Garda.	No. of offences in which proceedings were instituted.	Percentage of offences in which proceedings were instituted.
1955	525	455	87
1954	478	410	86
1953	531	470	89
1952	465	388	84
1951	446	348	78
1950	499	421	84

MURDER—OF PERSONS AGED ABOVE ONE YEAR.

Three murders of persons aged above one year were recorded in 1955. Proceedings were taken in two cases. The perpetrator in the third case committed suicide.

Brief particulars are :—

Co. Kerry.—On 9th March, 1955, an aged farmer and his wife were shot dead in their home at Annascaul, Dingle by their 37 year old son who then set fire to the house and shot himself. His dead body with a shot gun underneath it was found in the debris.

Co. Cork.—On 8th October, 1955, a young woman drowned her three children aged 7 years, 3 years and 9 months respectively, in a bath of water, in her home during the absence of her husband at work. She was arrested and charged with the crime and during a period of remand, she was committed to a Mental Hospital.

Co. Galway.—On 12th December, 1955, a farmer's wife, of middle age, was found dead in bed in her home at Lisrivish, Tuam. Death was due to asphyxia. Her husband was arrested and charged with murder. At the Central Criminal Court he was found insane and unfit to plead and was ordered to be kept in strict custody during the pleasure of the Government.

In the year 1954, two murders of persons aged above one year were recorded and proceedings were taken in both.

MURDER—OF INFANTS AGED ONE YEAR AND UNDER.

Two cases of murder of infants aged one year and under were reported in 1955. Proceedings were taken in one case which was subsequently dealt with as Infanticide.

Brief particulars are :—

Co. Clare.—On 13th January, 1955, a four months old female infant was strangled by her mother while being nursed at the fireside in her home in Ennis. The mother, aged 35 years, who has nine other children, was suffering from a sudden fit of depression, following her husband's departure to take up employment in England.

At the Central Criminal Court she pleaded guilty to Infanticide and was discharged on giving an undertaking to enter a Mental Hospital for treatment for a period of from 6 to 12 months.

Dublin Metropolitan Area.—On 28th September, 1955, the dead body of a female infant was found in the ladies' toilet of a city hotel. A post mortem examination of the body disclosed that death was caused by strangulation within 24 hours of birth. No one has been made amenable for the crime.

In the year 1954 also, two crimes of murder of infants were recorded and one was subsequently dealt with as Infanticide.

ATTEMPT TO MURDER.

No crime of Attempt to Murder was recorded in years 1955 or 1954.

THREATS, CONSPIRACY, ETC., TO MURDER.

Two crimes of threatening to murder were recorded in year 1955. Proceedings were taken in one case.

Brief particulars are :—

Dublin Metropolitan Area.—On 17th August, 1955, a young female factory worker found two postcards in the neck of a porter bottle at the backdoor of her home. Both cards bore threats to kill her, on one was written in block letters "I shall murder (her name) with a knife between her ribs. This is not an idle threat. I am not insane". On 20th August, 1955, a letter containing further threats to murder her was dropped into the letter-box of her home. A young man, an absentee from the British Air Force, was arrested and charged. At the Dublin District Court the charge was dealt with under the Probation of Offenders Act as the accused had in the meantime rejoined his Unit.

Dublin Metropolitan Area.—On 4th October, 1955, an overseer, employed by the Dublin Corporation, received by registered post, a letter containing three spent .38 bullet cases with a note saying "these three bullets were used in practice but the next three will be used on you. This is no joke". It is believed the letter was sent by a workman who felt he had a grievance but evidence to justify a prosecution has not been obtained.

No crime of this nature was recorded in the year 1954.

MANSLAUGHTER (OTHER THAN TRAFFIC FATALITIES).

Three crimes of Manslaughter (other than Traffic Fatalities) were recorded in the year 1955. Proceedings were taken in all cases.

Brief particulars are :—

Dublin Metropolitan Area.—On 18th August, 1955, a young woman gave birth to a female infant in her home. Her husband denied paternity and took the baby away from his wife on the same day. On 20th August, 1955, the dead body of the infant, wrapped in a sheet and blanket, was found on the roof of a privy outside the former home of his wife in a Co. Meath village. Death was due to asphyxia. The husband was arrested and charged with murder. At the Central Criminal Court he pleaded "Not Guilty" to murder but "Guilty" to manslaughter. His plea was accepted and he was sentenced to five years Penal Servitude. The sentence was confirmed on appeal.

Co. Limerick.—On 14th August, 1955, following an altercation between two brothers, of labouring class, aged 32 and 36 years, respectively, the younger one went to his home where he procured a shotgun and cartridges and went out in search of his brother. He located him at a neighbouring house and despite the efforts of relatives to dissuade him, he fired two shots at his brother with fatal results. The offender was arrested and charged with murder. At the Central Criminal Court, he was found "Not Guilty" of murder, but "Guilty" of manslaughter, the Jury adding a recommendation to mercy. He was sentenced to four years Penal Servitude.

Co. Tipperary.—On 23rd September, 1955, a 52 year old Publican and Cattle Dealer, when driving his motor car through the main street of a town was obliged to swerve in order to avoid a young woman who ran out in front of his car. He stopped the car and got out on the street where he was accosted by the woman's husband, a 26 year old labourer, who struck him a blow on the jaw and knocked him on the roadway causing him fatal injuries.

The assailant was arrested and charged and is awaiting trial.

MANSLAUGHTER (TRAFFIC FATALITIES).

Thirty-six crimes of Manslaughter (Traffic Fatalities) were recorded in the year 1955. Proceedings were taken in 34 cases. The accused in one case was convicted and three cases are shown pending. The two cases in which no proceedings were taken were reported from Co. Donegal and the Dublin Metropolitan Area.

In Co. Donegal, a 37 year old labourer was found at 3 a.m. in a dying condition, on a main road. His head was severely

injured. It is believed he fell on the road while under the influence of drink and was struck by a passing car, which stopped and drove away again. The car was not traced.

In the Dublin Metropolitan Area, an 80 year old woman was knocked down, while crossing the street, by a youth on a pedal cycle, who did not stop. She died six weeks later. The youth was not traced.

Thirteen crimes of Manslaughter (Traffic Fatalities) were recorded in year 1954.

WOUNDING, ETC. (FELONIES).

A total of twelve crimes of Wounding and other acts endangering life was recorded in the year 1955, which is five more than the number in the year 1954.

Proceedings were taken in ten cases and the accused in five cases were convicted. One case is shown pending.

ASSAULT, WOUNDING, ETC. (MISDEMEANOURS).

A total of 247 crimes of Assault, Wounding, etc. (Misdemeanours) was recorded in year 1955, which total is 31 more than the number in year 1954. Proceedings were taken in 236 cases. In 187 cases the accused were convicted and in an additional 22 cases the charges were held proved and the Probation of Offenders' Act was applied. Nine cases are shown pending.

INTIMIDATION.

Nine crimes of Intimidation were recorded in year 1955, of which four were crimes of Intimidation by Threatening Letters, etc. Proceedings were taken in two cases.

In the year 1954 a total of 16 crimes was recorded, ten of which were Intimidation by Threatening Letters, etc.

SEXUAL OFFENCES AGAINST FEMALES.

The number of sexual offences against females recorded in year 1955 was 146 which is 9 more than the number in 1954.

Comparative figures of offences and proceedings in the years 1950 to 1955 are given in the following table :—

YEAR.	No. of offences recorded.	No. of offences in which proceedings were taken.	Percentage of offences in which proceedings were taken.
1955	146	115	79
1954	137	119	87
1953	175	153	87
1952	183	152	83
1951	162	135	83
1950	187	158	84

GROUP II.—OFFENCES AGAINST PROPERTY WITH VIOLENCE.

Offences of Burglary, Housebreaking, Robbery and Malicious Damage to Property are included in this group.

The number of offences recorded in the group in year 1955 was 2,325 which is 213 less than the number in year 1954. Proceedings were taken in 1,596 cases in 1955 and convictions numbered 944. In an additional 497 cases, the charges were held proved and the Probation of Offenders' Act was applied. 65 cases are shown pending.

Comparative figures of offences and proceedings taken in the years 1950 to 1955 are given in the following table :—

YEAR.	No. of offences recorded.	No. of offences in which proceedings were taken.	Percentage of offences in which proceedings were taken.
1955	2,325	1,596	69
1954	2,538	1,617	64
1953	3,032	1,844	61
1952	2,728	1,667	61
1951	2,996	1,865	62
1950	2,445	1,623	66

HOUSEBREAKING.

The total of offences relating to Housebreaking in the year 1955 was 2,182 which figure is 215 less than the total for year 1954. In offences of Burglary, there was a decrease of 46 and in offences of Breaking into Shops, Warehouses, etc., there was a decrease of 210. There was an increase of 35 in Housebreaking (Dwellinghouses).

Comparative figures for total offences relating to Housebreaking and the number and percentage of offences in which proceedings were taken in the years 1950 to 1955 are given in the following table :—

YEAR.	No. of offences recorded.	No. of offences in which proceedings were taken.	Percentage of offences in which proceedings were taken.
1955	2,182	1,514	69
1954	2,397	1,529	64
1953	2,878	1,767	61
1952	2,591	1,588	61
1951	2,636	1,690	64
1950	2,031	1,387	68

ROBBERY.

Forty crimes of Robbery and Assaults with Intent to Rob were recorded in year 1955. In no case was firearms alleged to have been used. Proceedings were taken in 29 cases and convictions were recorded in 27 cases. In the remaining two cases, the charges were held proved and the Probation of Offenders' Act was applied.

In the year 1954 the number of crimes recorded was 23 and firearms were alleged to have been used in two cases.

ARSON AND OTHER MALICIOUS INJURY TO PROPERTY.

Ninety-seven offences of Arson and other Malicious Injury to Property were recorded in the year 1955, which is 11 less than the number in the year 1954. Of the 97 offences recorded, 48 were offences of Arson. This total is 3 less than the number for the year 1954.

Proceedings were taken in 50 cases in 1955 and convictions were recorded in 24 cases. In an additional 12 cases, the charges were held proved and the Probation of Offenders' Act was applied.

GROUP III.—OFFENCES AGAINST PROPERTY WITHOUT VIOLENCE.

Included in this group are offences of Larceny, Embezzlement, Obtaining Goods, etc., by False Pretences, Frauds and Receiving Stolen Goods.

The number of offences recorded in the group in 1955 was 8,555, which figure is 198 less than the number in the year 1954. In Larcenies alone there was a decrease of 91. In Larcenies of Pedal Cycles there was a decrease of 319 which was offset by increases under other heads. Larceny from the Person showed

Proceedings were taken in 4,005 cases in the group in 1955, and convictions were recorded in 1,806 cases. In a further 1,589 cases, the charges were held proved and the Probation of Offenders' Act was applied. 241 cases are shown pending.

Comparative figures of offences in this group and the number and percentage of cases in which proceedings were taken in the years 1950 to 1955 are given in the following table:—

YEAR.	No. of offences recorded.	No. of offences in which proceedings were taken.	Percentage of Cases in which proceedings were taken.
1955	8,555	4,005	47
1954	8,753	4,108	47
1953	11,813	5,123	43
1952	11,301	4,963	44
1951	10,513	5,158	49
1950	9,157	4,859	53

Comparative figures for the various forms of Larceny within the group as given in the Crime Statistical Tables for the years 1950 to 1955 are set out in the following table:—

Offences.	1955	1954	1953	1952	1951	1950
Larceny from the Person ...	270	209	282	257	236	219
Larceny in House to value of £5, etc. ...	374	431	575	601	554	569
Larceny from Dwellinghouse by Employee ...	85	78	119	123	134	132
Larceny of Explosives ...	1	1	—	1	—	—
Larceny of Motor Vehicles ...	29	27	34	22	21	14
Larceny of Pedal Cycles ...	1,638	1,957	3,229	2,592	1,898	1,389
Larceny from Unattended Vehicles ...	1,098	952	1,451	1,283	1,312	1,161
Larceny from Shops and Stalls ...	895	909	1,134	1,026	1,017	991
Larceny of Horses, Cattle and Sheep ...	58	48	62	51	50	56
Other Larcenies (exceeding £5 in value) ...	1,080	1,148	1,322	1,553	1,397	1,600
Other Larcenies (not exceeding £5 in value) ...	2,580	2,439	3,030	3,052	3,180	2,892
TOTALS ...	8,168	8,199	11,229	10,561	9,797	8,414

Of the total number of Larcenies recorded in the year 1955, the number recorded in the Dublin Metropolitan Area was 5,171, or almost 64%, compared with 5,503, or over 67% in the year 1954, and 8,140, or over 72% in the year 1953.

EMBEZZLEMENT.

A total of 33 offences of Embezzlement were recorded in the year 1955, which figure is 11 less than the number in year 1954. In the Dublin Metropolitan Area, 19 offences were recorded in 1955, as compared with 28 in the year 1954.

Proceedings were taken in 29 cases and in 13 cases, convictions were recorded. In an additional nine cases, the charges were held proved and the Probation of Offenders' Act was applied. Five cases are shown pending.

OBTAINING GOODS, ETC., BY FALSE PRETENCES.

238 offences of Obtaining Goods, etc., by False Pretences were recorded in the year 1955, which is 52 less than the number in the year 1954. Sixty-four offences were recorded in the Dublin Metropolitan Area in 1955, as compared with 65 in the year 1954.

Proceedings were taken in 145 cases in 1955, and convictions were recorded in 83 cases. In a further 34 cases, the charges were held proved and the Probation of Offenders' Act was applied.

FRAUDS.

A total of 34 offences relating to Frauds were recorded in year 1955, 16 of which were recorded in the Dublin Metropolitan Area.

In the year 1954, a total of 52 offences was recorded and 19 were recorded in the Dublin Metropolitan Area.

Proceedings were taken in 22 cases in 1955 and convictions were recorded in 13 cases. In a further two cases, the charges were held proved and the Probation of Offenders' Act was applied. Four cases are shown pending.

GROUP IV.—OFFENCES NOT INCLUDED IN FOREGOING GROUPS.

Included in this group are offences of Forgery, Perjury, Bribery, Riot and Unlawful Assembly, Offences against Public Decency, Offences under Coinage Acts, Attempting to Commit Suicide, Offences under Treason Act and Offences against the State Act, and other indictable offences not included in Groups I, II or III.

A total of 126 offences was recorded in the group in 1955, which is 22 less than the number recorded in 1954. Proceedings were taken in 98 cases. Convictions were recorded in 50 cases and in a further 32 cases the charges were held proved and the Probation of Offenders' Act was applied. Eight cases are shown pending.

In offences of Forgery and Uttering there was a decrease of 18 in the number of offences recorded in 1955 as compared with the number in 1954, the totals being 77 and 95 respectively. Proceedings were taken in 58 cases in 1955 and convictions numbered 33. In a further 20 cases, the charges were held proved and the Probation of Offenders' Act was applied. Four cases are shown pending.

Thirteen cases of Attempting to Commit Suicide were recorded in 1955 as compared with 20 cases in the year 1954.

ORGANISED CRIMES OF VIOLENCE.

Nine organised crimes of violence were recorded in the year 1955, eight of which were of an agrarian and one of a political nature. The latter case concerned the possession of firearms with intent to endanger life in which a farmer was found in possession of firearms and ammunition which he refused to hand over to the members of the Garda who made the discovery and having covered them with a Thompson gun he loaded the remainder in his van and drove away. The arms were not found. The farmer was arrested and charged. At the Circuit Court he was found "Not Guilty" and was discharged.

Of the eight agrarian crimes, two related to Cattle Driving, two were Intimidation by Threatening Letters, two related to the spiking of meadows and damage to mowing machines and the remaining two related to the burning of building material, a motor tractor and a wooden shed.

Ten organised crimes of violence were recorded in year 1954 all of which were of an agrarian nature.

VALUE OF PROPERTY STOLEN AND RECOVERED.

The total value of property reported as stolen in the year 1955, was £145,378, of which property valued £54,696 was recovered.

In offences against property with violence, *i.e.*, Burglary, Housebreaking and Sacrilege, the value of property reported as stolen in 1955 was £53,646, of which property valued £21,114 was recovered. In offences against property without violence,

i.e. Larcenies, the value of property reported as stolen was £91,732 of which property valued £33,582 was recovered.

In the year 1954, the total value of property reported as stolen was £133,887, of which property valued £43,401 was recovered.

In offences against property with violence, the value of property stolen was £43,547 of which £16,187 was recovered and in offences against property without violence the value of property stolen was £90,340 of which £27,214 was recovered.

Comparative figures of offences in which property was stolen and the value of stolen property in the years 1950 to 1955, are given in the following table:—

	Year	Less than £1	£1 to £2	£2 to £5	£5 to £10	£10 to £50	£50 to £100	Over £100	Total Offences
Offences against property with violence.	1955	415	233	354	259	431	83	74	1,849
	1954	404	252	336	279	565	95	94	2,025
	1953	479	268	417	322	648	170	136	2,440
	1952	363	267	402	317	698	124	123	2,204
	1951	451	302	398	295	623	123	104	2,296
	1950	357	237	338	274	406	83	59	1,754
Offences against property without violence.	1955	1,310	1,024	2,065	1,803	1,684	95	97	8,078
	1954	1,409	1,035	1,628	2,028	1,898	93	92	8,183
	1953	1,636	1,232	2,596	3,030	2,451	146	120	11,211
	1952	1,734	1,400	2,479	2,506	2,133	127	101	10,540
	1951	1,611	1,311	2,262	2,369	2,002	140	90	9,785
	1950	1,888	1,149	2,014	1,762	1,431	79	77	8,400

PERSONS CHARGED WITH INDICTABLE OFFENCES AND FINALLY DEALT WITH.

The number of persons charged with the commission of indictable offences in the year 1955 was 5,893 of which 5,217 were males and 676 females.

The number finally dealt with was 5,645 and the guilt of 4,947 was established, 2,699 by conviction and 2,248 dealt with under the Probation of Offenders' Act, 1907.

PERSONS CONVICTED OF INDICTABLE OFFENCES.

The number of persons convicted of indictable offences in the year 1955 was 2,699 of which 2,470 were males and 229 females.

The number convicted by Courts of Summary Jurisdiction was 2,488—2,271 males and 217 females, and the number con-

victed by Circuit and Higher Courts was 211—199 males and 12 females.

Comparative figures of persons convicted, in age grouping, and the percentage which each age group forms of the total persons convicted, in the years 1950 to 1955, are given in the following table :—

Age Group	NUMBER OF PERSONS CONVICTED						PERCENTAGE OF TOTAL					
	1955	1954	1953	1952	1951	1950	1955	1954	1953	1952	1951	1950
Under												
14 years	169	201	184	135	179	144	6	7	6	4	5	5
14-16 years	225	259	264	265	223	177	9	9	8	8	7	6
16-18	281	318	413	341	361	317	10	11	12	11	11	11
18-21	422	492	607	639	639	487	16	18	18	20	20	17
21-30	772	770	931	886	1,021	878	29	28	28	28	31	31
30-40	426	420	556	519	458	416	16	15	17	16	14	15
Above 40 years	404	322	381	416	379	377	15	12	11	13	12	13
TOTALS	2,699	2,782	3,336	3,183	3,260	2,796						

Details of persons convicted of indictable offences are given in Appendix D (1).

CHARGE PROVED AND PROBATION OF OFFENDERS ACT APPLIED.

The number of persons against whom the charges were held proved and who were dealt with under the Probation of Offenders Act, 1907, without conviction, in the year 1955 was 2,248 which is over 38% of the total persons charged. Of the persons so dealt with, 1,911 were males and 337 females.

Comparative figures of persons in each age group and the percentage of the total persons so dealt with in the years 1950 to 1955 are given in the following table :—

Age Group	NUMBER OF PERSONS						PERCENTAGE OF TOTAL					
	1955	1954	1953	1952	1951	1950	1955	1954	1953	1952	1951	1950
Under												
14 years	682	653	844	721	944	923	30	29	31	29	31	32
14-16 years	444	472	541	493	602	566	20	21	20	20	20	20
16-18	339	340	372	382	459	381	15	15	14	16	15	13
18-21	227	310	283	272	331	287	10	14	10	11	11	10
21-30	225	217	277	269	335	339	10	9	10	11	11	12
30-40	152	158	190	172	201	183	7	7	7	7	7	6
Above 40 years	179	134	187	149	202	183	8	6	7	6	7	6
TOTALS	2,248	2,284	2,694	2,458	3,074	2,862						

Details of persons dealt with under the Probation of Offenders Act are given in Appendix D (2).

INDICTABLE OFFENCES CLEARED UP IN YEAR 1955.

The number of indictable offences cleared up in the year 1955 was 7,005, details of which are contained in Columns 3 and 17, Appendix A (1) and Column 2, Appendix G (2), giving a detection percentage of almost 61% in relation to the number of indictable offences recorded for the year.

In the year 1954, the detection percentage was 60.

The incidence of indictable offences and detections in the years 1945 to 1955, is shown in Graphical Form in Appendix A (3).

DETECTIONS IN INDICTABLE OFFENCES RECORDED IN YEAR 1954.

During the year 1955, detections were made in 90 indictable offences which were recorded in year 1954 but not detected within that year. Convictions were recorded in 49 cases and in a further 16 cases, the charges were held proved and the Probation of Offenders Act was applied. Seven cases are shown pending.

Details are given in Appendix G (2).

INDICTABLE OFFENCES—PROCEEDINGS PENDING FROM YEAR, 1954—RESULTS.

In Appendix A (1) to report for the year 1954, proceedings were shown pending in 325 cases. During the year 1955, 284 of these cases were disposed of. Convictions were recorded in 59 cases and in 179 cases, the charges were held proved and the Probation Act was applied. 41 cases are shown still pending.

Details are given in Appendix G (1).

COMPARATIVE NUMBERS OF INDICTABLE OFFENCES IN YEARS 1938 AND 1955.

A comparison of the number of indictable offences recorded in the year 1955 with the number for the year 1938 will be of interest.

The number recorded in 1955, viz., 11,531, was almost double the number—6,769—recorded in 1938. The peak year in the intervening period was 1943, when the number was 17,305. There followed a gradual yearly decrease until 1949 when the number was 12,171 and the figures again rose gradually to 15,602 in the year 1953, falling again to 11,531 in 1955.

The principal increases from 1938 to 1955 are under the headings of Offences against Property. During the war years,

1939-1945, and for some time later the scarcity of commodities, high prices and rationing restrictions opened up new channels for the disposal of stolen property and no questions were asked by purchasers generally as to the source of supply. The effects of those years still remain. In addition, the rapid development of road transport has assisted the travelling criminal and the progressive fall in the strength of Gárda in post emergency years has contributed to the general picture.

Comparative figures of indictable offences for the years 1938 and 1955, with the areas of incidence and the offences in which the main increases appear, are given in the following table:—

Nature of Offence	Year 1955			Year 1938		
	Whole Country	Dublin Met. Area	Area Outside D.M. Area	Whole Country	Dublin Met. Area	Area Outside D.M. Area
<i>Class I.</i> Offences against the Person ...	525	97	428	493	94	399
<i>Class II.</i> Offences against property with violence	2,325	892	1,433	1,319	622	697
<i>Class III.</i> Offences against property without violence ...	8,555	5,295	3,260	4,828	2,853	1,975
<i>Class IV.</i> Other Offences ...	126	49	77	129	33	96
TOTALS ...	11,531	6,333	5,198	6,769	3,602	3,167
Wounding, Assaults, etc. ...	259	33	226	109	9	100
Housebreaking and Allied Offences ...	2,182	870	1,312	1,093	580	513
Larceny from the Person ...	270	216	54	85	60	25
Larceny of Pedal Cycles ...	1,638	1,229	409	1,160	956	204
Larceny from Unattended Vehicles	1,098	829	269	274	232	52
Larceny from Shops, Stalls ...	895	468	427	449	262	187
Other Larcenies ...	4,207	2,429	1,778	2,402	1,208	1,194

JUVENILES CHARGED WITH INDICTABLE OFFENCES.

The number of juveniles charged with indictable offences and dealt with in the year 1955 was 2,138 and the number of offences charged against them was 2,364.

In the year 1954, the number of juveniles charged and dealt with was 2,057 and the number of offences charged against them was 1,849.

In addition to juveniles charged, a number of juveniles were, with the consent of the Law Officers, cautioned by the Gárda for the Commission of minor indictable offences where the injured parties did not object to such a course and that the caution was appreciated by the child and parents. The number of juveniles cautioned in 1955 was 508.

Comparative figures of juveniles charged in Courts and cautioned by Gárda in years 1954 and 1955 are:—

	1955			1954		
	Total	Male	Female	Total	Male	Female
Juveniles Charged in Courts ...	2,138	1,973	165	2,057	1,918	139
Juveniles Cautioned by the Gárda ...	508	439	69	471	399	72
TOTALS ...	2,646	2,412	234	2,528	2,317	211

Full details of juveniles charged with indictable offences are given in Appendices E and F.

Comparative figures of offenders, male and female, dealt with in the Courts in the years 1950 to 1955 are given, under the various offence headings, in the following table:—

Offences	1955		1954		1953		1952		1951		1950	
	M.	F.	M.	F.	M.	F.	M.	F.	M.	F.	M.	F.
Burglary ...	18	2	24	—	26	—	15	—	12	2	9	—
Housebreaking ...	812	32	757	16	865	32	732	23	877	21	808	12
Larceny of Pedal Cycles ...	69	7	109	9	124	18	125	13	122	16	122	21
Larceny from Unattended Vehicles ...	108	—	104	7	176	8	141	5	167	6	148	1
Larceny from Shops and Stalls ...	218	37	205	32	299	32	267	33	315	40	277	32
Other Larcenies (exceeding £5 in value) ...	159	32	189	26	177	41	179	42	231	45	168	32
Other Larcenies (not exceeding £5 in value) ...	451	49	383	49	497	59	561	65	548	64	489	44
Malicious Injury to Property ...	52	—	56	2	34	—	26	—	104	—	174	2
Other Indictable Offences ...	56	6	91	7	122	12	93	3	117	15	98	16
TOTALS ...	1,973	165	1,918	139	2,281	193	2,137	184	2,492	209	2,293	169

SEX AND AGE OF OFFENDERS.

Comparative figures of offenders, male and female, in each age group charged with indictable offences and dealt with in the years 1950 to 1955 are given in the following table:—

YEAR	Under 12 years		12 to 14 years		14 to 16 years		16 to 18 years	
	M.	F.	M.	F.	M.	F.	M.	F.
1955	355	19	469	32	621	55	528	59
1954	354	23	427	15	619	52	518	49
1953	463	40	551	33	688	62	579	48
1952	430	23	489	45	702	59	536	57
1951	517	31	610	48	721	59	645	71
1950	526	23	519	35	621	53	627	49

CIRCUMSTANCES CONTRIBUTING TO DELINQUENCY.

The main causes of circumstances which, in the opinion of the Garda, contributed to juvenile delinquency in the year 1955, were (1) Lack of Parental Control—807 cases or 38%; (2) Desire to get Money for Amusement—596 cases or 28%; (3) Mischief—322 cases or 15%; (4) Youthful Gang Influence—293 cases or 14%; Criminal Associations—97 or 5% and Necessity—23 cases or 1%.

Comparative figures for the years 1950 to 1955 are given in the following table:—

	1955	1954	1953	1952	1951	1950
Lack of Parental Control	807	806	1,065	963	1,153	939
Desire to get money for Amusement ...	596	538	669	695	733	638
Mischief ...	322	295	298	319	443	492
Youthful Gang Influence ...	293	313	329	239	287	289
Criminal Associations ...	97	81	82	96	67	75
Necessity ...	23	24	31	29	19	20
TOTALS ...	2,138	2,057	2,474	2,341	2,702	2,433

PERCENTAGE OF JUVENILE OFFENDERS CHARGED IN RELATION TO TOTAL PERSONS CHARGED WITH INDICTABLE OFFENCES.

The number of juveniles (2,138) dealt with in the Courts in year 1955 formed over 36% of the total persons charged with indictable offences. In year 1954, the percentage was 34 and in year 1953, it was 35%.

The number of juvenile offenders and the approximate percentage of the total persons charged with indictable offences in the years 1950 to 1955 are given in the following table:—

YEAR	No. of Juvenile Offenders dealt with for Indictable Offences	Percentage of Total Number of Persons Charged with Indictable Offences.
1955	2,138	36%
1954	2,057	34%
1953	2,474	35%
1952	2,341	34%
1951	2,702	36%
1950	2,453	36%

The high percentages of juveniles charged in relation to other offenders is attributable to the fact that proceedings are invariably taken in offences committed by juveniles, as it is much easier to obtain evidence against them than against adults. The offences are, generally, committed in their home locality, their comrades will implicate them and the juveniles themselves will admit their guilt when questioned by the Garda in the presence of their parents or guardians, as is the rule for the Garda. The offences of juveniles, too, are mostly of a minor nature. The property stolen consists mainly of petty cash, toys, sweets, torch lights, fountain pens, games, etc., and because of a share out with their friends, often provide a clue to the offenders.

The number of juveniles dealt with, therefore, could reasonably be said to represent the total of juvenile offenders in the country.

On the other hand, the adult or seasoned offender plans his offences with care, works alone and is careful as to the disposal of stolen property. He will not admit his guilt readily and may do so only on being confronted with evidence to convict him. A number of such offenders escape prosecution for lack of evidence, though known to the Police as offenders.

On the termination of proceedings against a juvenile, a special form is completed by the investigation Police Officers, giving particulars for each offender from which statistics are compiled. The statistical features of juvenile crime shown in this annual report, may, therefore, be accepted as reliable.

OFFENCES CHARGED AGAINST JUVENILES.

Of the total juveniles charged and dealt with in the year 1955, 844 or 40% were charged with Housebreaking, 20 or 1% were charged with Burglary and 1,130 or 53% were charged with Larceny.

In the year 1954, the number charged with Housebreaking was 773 or 38% of the total, the number charged with Burglary was 24 or 1%, and the number charged with Larceny was 1,104 or 54%.

The number of juveniles dealt with under the various offence headings and the percentage which juveniles formed of the total persons charged with those offences in the years 1950 to 1955 are given in the following table:—

Offence	Year	No. of Juvenile Offenders Charged	Percentage of Total Persons Charged
Burglary	1955	20	19
	1954	24	25
	1953	26	27
	1952	13	11
	1951	14	13
	1950	9	10
Housebreaking	1955	844	57
	1954	773	49
	1953	897	51
	1952	775	49
	1951	898	50
	1950	829	54
Larceny	1955	1,130	35
	1954	1,104	33
	1953	1,383	34
	1952	1,431	36
	1951	1,554	33
	1950	1,334	35
Malicious Injury to Property	1955	52	50
	1954	58	50
	1953	34	32
	1952	26	33
	1951	104	40
	1950	176	47
Other Indictable Offences	1955	92	9
	1954	98	10
	1953	134	12
	1952	96	9
	1951	132	12
	1950	114	10

JUVENILE OFFENDERS RELEASED UNDER THE PROBATION OF OFFENDERS ACT.

In the year 1955, a total of 1,401 juvenile offenders, almost 66% of the number charged, were released under the Probation of Offenders Act.

The number of offenders charged for the first time in the year 1955 was 1,542, or 72% of the total, of which 1,043 or over 67% were released under the Probation Act.

The number charged for the second time was 359, or 17% of the total, of which 186 or 52% were released under the Probation Act, 24 for the first time and 162 for the second time.

The number charged for the third time was 149, or 7% of the total, of which 59 or 40% were released under the Probation Act, 4 for the first time, 10 for the second time and 45 for the third time.

The number charged for the fourth time or oftener, was 88, or 4% of the total, of which 40 or almost 46% were released under the Probation of Offenders Act, six for the second time, eight for the third time and twenty-six for the fourth time or oftener.

Details are given in Appendix F (2).

JUVENILE OFFENDERS BY GÁRDA DIVISIONS.

Details of juvenile offenders dealt with in each Garda Division in the year 1955 and the offences charged against them are given in Appendix F (1).

FAMILY INCOME.

The income to the homes of juvenile offenders in the year 1955 is given in the following table:—

Approximate Weekly Income	Number of Offenders
Under £2	41
£2 to £4	241
£4 to £6	449
£6 to £8	541
£8 and over	809
Not ascertainable	57
TOTAL	2,138

Details are given in Appendix F (3).

NON-INDICTABLE OFFENCES—PERSONS PROSECUTED.

The number of persons prosecuted for non-indictable offences in the year 1955 was 99,353, which figure is 10,933 less than the number for the year 1954. This decrease is due principally to a decrease of 7,402 in prosecutions under the Road Traffic Act, 1933, and a decrease of 1,522 in prosecutions for offences relating to licensing of Dogs. There was an increase of 453 in prosecutions under the Intoxicating Liquor Laws.

The number of persons convicted was 75,582, or over 76% of the number prosecuted. The offences charged against a further 17,594 persons, almost 18% of the total, were held proved and the Probation of Offenders Act was applied.

Comparative figures of persons prosecuted for non-indictable offences in the years 1950 to 1955 are :—

<i>Year</i>	<i>Number of persons Prosecuted</i>		
1955	99,353
1954	110,286
1953	130,555
1952	140,116
1951	145,785
1950	147,582

Full details of proceedings and results are given in Appendices C (1) and C (2).

The numbers of prosecutions and convictions for non-indictable offences in the years 1945 to 1955 are given in Graphical Form in Appendix C (3).

ASSAULTS.

A total of 1,129 persons were prosecuted for offences of Assault in the year 1955, of whom 936 were charged with Common Assault, 136 for Assault on Gardaí and 57 for Aggravated Assault.

The number of persons convicted was 673, of whom 184 were sent to prison without the option of a fine. The number fined was 468. The charges against a further 201 persons were held proved and the Probation of Offenders Act was applied.

In the year 1954, the number of persons prosecuted was 1,243, of which 967 were charged with Common Assault, 164 with Assault on Gardaí and 112 with Aggravated Assault.

CRUELTY TO ANIMALS.

199 persons were prosecuted for Cruelty to Animals in the year 1955. 139 were convicted, of whom six were sent to prison without the option of a fine and 132 were fined. The charges against a further 27 persons were held proved and the Probation of Offenders Act was applied.

The number of persons prosecuted in the year 1954 was 226, of whom 163 were convicted and a further 38 were dealt with under the Probation of Offenders Act.

DOGS—OFFENCES IN RELATION TO LICENSING OF.

There was a decrease of 1,522 in the number of persons prosecuted in the year 1955 for failing to take out licences for their dogs as compared with the number in 1954, the totals were 5,669 and 7,191 respectively. The number of persons convicted in 1955 was 2,616, all of whom were fined. A further 2,347 persons were dealt with under the Probation of Offenders Act.

In the year 1954, the number of persons convicted was 3,326, all of whom were fined, and the number dealt with under the Probation of Offenders Act was 3,202.

EDUCATION AND SCHOOL ATTENDANCE ACTS.

There is a slight increase in the number of persons prosecuted in 1955 for offences under those Acts the total being 3,909 which is 111 more than the number in 1954. The number of persons convicted was 2,787, all but 3 of whom were fined, and a further 790 were dealt with under the Probation of Offenders Act. In 22 cases the children were committed to industrial schools and in three cases to reformatory schools.

In the year 1954, the number of persons convicted was 2,589 and a further 922 were dealt with under the Probation of Offenders Act. In 22 cases the children were committed to industrial schools.

ROAD TRAFFIC ACT, 1933.

The number of persons prosecuted for offences under the Road Traffic Act in the year 1955 was 51,251, almost 52% of the total persons prosecuted for non-indictable offences. In the year 1954, the number of persons prosecuted for offences under the Act was 58,653 or 53% of the total persons prosecuted for non-indictable offences.

The number of females prosecuted in 1955 was 4,841 as compared with 6,132 in 1954.

Comparative figures of prosecutions, convictions, etc., in the years 1950 to 1955, are given in the following table :—

Year	No. of Persons Prosecuted	No. of Convictions	Charge Proved and Probation Act applied	Charge withdrawn or dismissed	Otherwise disposed of
1955	51,251	39,540	8,975	2,736	—
1954	58,053	43,850	11,902	2,901	—
1953	75,020	59,415	12,371	3,234	—
1952	78,880	63,510	12,033	3,298	3
1951	84,989	67,914	13,346	3,723	6
1950	87,218	70,256	13,383	3,579	—

The number of persons prosecuted for offences against " Lighting Regulations " in 1955 was 30,849 of which 11,428 were in respect of Mechanically Propelled Vehicles, 18,690 in respect of Pedal Cycles and 731 in respect of other vehicles.

Comparative figures for the years 1950 to 1955 are given in the following table :—

Year	Offences against Lighting Regulations by :—			
	Drivers of Mechanically Propelled Vehicles	Pedal Cyclists	Other Road Users	Total
1955	11,428	18,690	731	30,849
1954	11,787	24,827	1,911	38,525
1953	14,005	36,386	2,746	53,137
1952	14,957	37,842	2,937	55,736
1951	15,951	39,571	2,902	58,424
1950	14,616	42,452	2,636	59,704

There was a slight increase in the numbers of prosecutions for " Driving or Attempting to Drive while Drunk " and " Dangerous and Careless Driving."

Comparative figures for those offences in the years 1950 to 1955 are given in the following table :—

Year	Driving or Attempting to Drive while Drunk		Dangerous and Careless Driving	
	Mechanically Propelled Vehicles	Others	Mechanically Propelled Vehicles	Others
1955	447	223	3,507	315
1954	395	188	3,312	325
1953	457	212	3,987	485
1952	503	135	4,164	609
1951	472	150	4,437	645
1950	337	132	4,004	818

INTOXICATING LIQUOR LAWS.

There was a slight increase—453—in the number of persons prosecuted for offences under the Intoxicating Liquor Laws in the year 1955, the total being 17,240 as compared with 16,787 in the year 1954.

The number of prosecutions for Drunkenness in the year 1955 was 3,801, as compared with 3,714 in 1954. Prosecutions for Simple Drunkenness in 1955 numbered 2,077, as compared with 2,111 in 1954; and prosecutions for Drunkenness with Aggravations in 1955, numbered 1,724 as compared with 1,603 in 1954.

Prosecutions for offences by licensed persons or their servants totalled 2,016 in 1955 of which 1,918 were in respect of offences against Closing Regulations. In the year 1954, the number of prosecutions for offences by licensed persons was 2,073 and 1,961 were in respect of offences against Closing Regulations.

Thirteen persons were prosecuted in the year 1955 for Unlicensed Sale of Drink as compared with 28 in 1954.

For " Other Offences against Intoxicating Liquor Laws " including, found on Licensed Premises during Prohibited Hours, Giving False Name, etc., or Refusing to Give Name, etc., when so found, Refusing to Quit Licensed Premises when Lawfully Requested, False Representation as " bona fide " traveller, etc.—the number of persons prosecuted in 1955 was 11,423, which is 451 more than the number for the year 1954.

Comparative figures of prosecutions, convictions, etc., in the years 1950 to 1955 are given in the following tables :—

INTOXICATING LIQUOR LAWS.

Year	No. of Prosecutions	No. of Convictions	Charge proved and Probation of Offenders Act applied	Charge withdrawn or dismissed	Otherwise Disposed of
1955	17,240	15,791	933	515	1
1954	16,787	15,181	1,011	589	6
1953	18,133	16,139	1,017	975	2
1952	17,661	15,886	868	899	8
1951	17,225	15,582	884	756	3
1950	15,688	14,050	790	848	—

DRUNKENNESS.

Year	No. of Prosecutions	No. of Convictions	Charge proved and Probation of Offenders Act applied	Charge withdrawn or dismissed	Otherwise Disposed of
1955	3,801	3,182	480	138	1
1954	3,714	3,020	591	102	1
1953	4,091	3,438	538	113	2
1952	3,762	3,206	455	100	1
1951	3,746	3,182	468	95	1
1950	3,773	3,199	437	137	—

OFFENCES AGAINST CLOSING REGULATIONS.

Year	No. of Prosecutions	No. of Convictions	Charge proved and Probation of Offenders Act applied	Charge withdrawn or dismissed	Otherwise Disposed of
1955	1,918	1,768	63	87	—
1954	1,961	1,785	49	127	—
1953	2,031	1,816	31	184	—
1952	2,134	1,909	37	187	1
1951	2,109	1,890	48	161	1
1950	1,896	1,698	35	163	—

OTHER OFFENCES AGAINST INTOXICATING LIQUOR LAWS.

Year	No. of Prosecutions	No. of Convictions	Charge proved and Probation of Offenders Act applied	Charge withdrawn or dismissed	Otherwise Disposed of
1955	11,423	10,763	385	275	—
1954	10,972	10,281	354	332	5
1953	11,882	10,798	444	640	—
1952	11,765	10,771	376	612	6
1951	11,379	10,501	368	500	1
1950	9,852	9,031	315	506	—

ILLICIT DISTILLATION.

63 persons were prosecuted for offences relating to Illicit Distillation in the year 1955, which is one less than the number in 1954. Convictions were recorded against 43 persons, one

person was dealt with under the Probation of Offenders Act and the charges against the remaining 19 were dismissed.

LIVESTOCK BREEDING ACTS.

A total of 105 persons were prosecuted in the year 1955 for offences against the Livestock Breeding Acts. 86 were convicted and fined and an additional 11 persons were dealt with under the Probation of Offenders Act. In the year 1954, the number of persons prosecuted was 155, of whom 123 were convicted and fined and a further 17 were dealt with under the Probation of Offenders Act.

MALICIOUS DAMAGE TO PROPERTY.

The number of persons prosecuted for non-indictable offences of Malicious Damage to Property in 1955 was 984, which figure is 59 less than the number in 1954.

The number of persons convicted was 611, of whom 74 were sent to prison without the option of a fine, and 533 were fined. The remaining four were released on recognizances, 220 persons were dealt with under the Probation Act, eight of whom were committed to Industrial Schools.

Comparative figures of prosecutions, convictions, etc., in the years 1950 to 1955 are given in the following table:—

Year	No. of Prosecutions	No. of Convictions	Charge proved and Probation of Offenders Act applied	Charge withdrawn or dismissed	Otherwise Disposed of
1955	984	611	220	153	—
1954	1,043	558	316	169	—
1953	1,244	726	349	169	—
1952	1,220	757	290	171	2
1951	1,234	755	304	175	—
1950	915	523	263	128	1

REVENUE LAWS.

A total of 2,242 persons were prosecuted for offences against the Revenue Laws in 1955, which figure is 159 more than the total in the year 1954. The number of persons convicted was 1,674, all of whom were fined. 414 persons were dealt with under the Probation Act.

Comparative figures of prosecutions, convictions, etc., in the years 1950 to 1955 are given in the following table:—

Year	No. of Prosecutions	No. of Convictions	Charge proved and Probation of Offenders Act applied	Charge withdrawn or dismissed	Otherwise Disposed of
1955	2,242	1,674	414	154	—
1954	2,083	1,526	410	147	—
1953	1,848	1,281	352	215	—
1952	2,027	1,406	463	158	—
1951	1,798	1,301	341	156	—
1950	1,395	1,014	245	136	—

VAGRANCY LAWS.

The number of persons prosecuted for offences under the Vagrancy Laws in year 1955 was 545, which is 58 more than the number in 1954. A total of 315 persons were convicted, of whom 264 were sent to prison without the option of a fine, and 160 persons were dealt with under the Probation Act.

For offences of "Begging", the number charged in 1955 was 402, which is 74 more than the number in 1954. The number convicted was 241 of whom 224 were sent to prison without the option of a fine. An additional 117 persons were dealt with under the Probation Act.

For offences of "Sleeping Out and Not Having Visible Means of Subsistence" 42 persons were prosecuted in 1955, which is 10 more than the number in 1954. 19 were convicted and 15 were sent to prison without the option of a fine. 17 were dealt with under the Probation Act.

OTHER NON-INDICTABLE OFFENCES.

Offences for which no special headings are provided are grouped under heading "Other Offences" at the foot of Appendix C (1) and details are given in Appendix C (2).

The number of persons prosecuted for offences included under this heading in the year 1955 was 173, which is 24 less than the number in 1954. Of the 173 persons prosecuted in 1955, 118 were charged with "Conduct Calculated to Provoke a Breach of the Peace" and 13 were charged with Offences Against the Supplies and Services (Temporary Provisions) Act, 1946.

In the year 1954, the number of persons prosecuted for "Conduct Calculated to Provoke a Breach of the Peace" was 123, and 26 were charged with Offences against the Supplies and Services (Temporary Provisions) Act, 1946.

PART IV.

SCIENTIFIC AIDS TO CRIME DETECTION.

A special Section of Crime Branch Headquarters—known as The Technical Bureau—provides valuable assistance by means of scientific aids to Gardaí throughout the country in the investigation of crime.

The Section is provided with up-to-date equipment.

The staff is appointed from experienced members of the Force who have had technical training. Lectures with practical demonstrations in modern methods of criminal investigation are given to members of Detective Branch, uniformed members in the more populous centres and also to recruits in training.

At the request of the Army Authorities, lectures are given also to parties of Military Police Probationers.

The Section is divided into six Sub-Sections, namely:—

- | | |
|--|-----------------|
| (1) Investigation. | (4) Mapping. |
| (2) Fingerprints and Criminal Records. | (5) Ballistics. |
| (3) Photography. | (6) Radio. |

The following is a brief resumé of the work performed by the individual Sub-Sections during the year.

(1) INVESTIGATION.

The services of this unit are sought by Officers throughout the country in the investigation of serious crimes. The unit also acts as a useful link between the Commissioner and Local Officers at all stages of the investigation and co-relates enquiries extending over various Garda Districts.

The employment of extern experts such as the State Pathologist, State Analyst, Handwriting and Textile experts, is arranged for by this unit.

The preliminary examination of handwriting exhibits, articles of clothing bearing stains, etc., resulted in the elimination of many of these and a consequent saving of expense which would arise through examination by extern experts. There were 179 handwriting exhibits received and 141 of these were eliminated.

There were 213 other exhibits received of which 97 were eliminated.

(2) FINGERPRINTS AND CRIMINAL RECORDS.

In this Sub-Section a complete record is kept of the previous convictions of each criminal, including a description, photograph, history of subject, and the *modus operandi* employed.

The total number of criminal records now filed is 79,817 representing an increase of 2,175 on the 1954 figures.

Fingerprints which are found at the scenes of crimes are classified and compared with prints already recorded. The comparison may lead to the identity of the criminal, but when no identification is made (as in the case of new entrants to crime), the prints found are preserved for future reference. When a new criminal is arrested, it is thus often possible to connect him with outstanding crimes.

Enquiries are daily received from and sent to other police forces, and interchange of fingerprints and records is made in the case of travelling criminals.

Regular issues of Fogra Tora in two parts are prepared in this Sub-Section.

Part 1 deals with persons wanted for crime, missing persons, and descriptions of property stolen or recovered.

Part 2 contains photographs of convicted persons, with their descriptions, which are filed at Stations for reference.

Photographs are supplied in convenient pocket-book form to detectives and stations in cities.

The following is a summary of the work performed in this Sub-Section during the year:—

(1) Total number of criminal records	79,817
(2) Number of new registrations	2,175
(3) Sets of fingerprints received for search	3,425
(4) Number of identifications made from (3)	1,008
(5) Data sent to or received from other Police Forces	1,530
(6) Sets of fingerprints sent to other Bureaux for search	314
(7) Number of cases reported for examination	470
(8) Number of identifiable marks found	326
(9) Number of culprits identified	70
(10) Innocent persons (employees, etc.), eliminated	105
(11) Number of visits to scenes of crimes	157
(12) Number of insertions in Fogra Tora	1,262
(13) Number of indices to Fogra Tora, Part 1	1,450
Number of indices to Fogra Tora, Part 2	1,400
(a) Nominal index	1,400
(b) Crime index	1,400
(14) Modus operandi cards filed	46
(15) Number of letters dispatched	8,751

(3) PHOTOGRAPHY.

This sub-section deals with the various phases of Police photography:—

- (a) Photographs of criminals for circulation.
- (b) Scenes of traffic accidents and crimes.
- (c) Dead bodies at scenes and at morgues for identification.
- (d) Documents, forgeries and suspect handwriting, restoring obliterated writing, examination with ultra violet light for forgeries, etc.
- (e) Photography of finger prints and enlargements for Court purposes.
- (f) Photostatic copies of maps and other documents.
- (g) Micro-photography of marks on bullets, tool marks on iron and woodwork for comparison purposes.

Members of this sub-section visited the scenes of 246 crimes or traffic accidents and attended Courts on 82 days during the year. 9,045 photographs and 1,060 photostatic copies were prepared, showing an increase of 1,377 photographs and 500 photostatic copies over the year 1954.

120 projection slides were prepared for projection in cinemas throughout the country and Northern Ireland seeking the assistance of the public in the investigation of a case of child stealing.

Photographic work and examinations were undertaken for the Post Office investigation staff, the Post Office Stores, the Army, the Land Commission, the Central Bank and the Hand-writing Expert.

(4) MAPPING.

The scenes of 165 crimes or traffic accidents were visited by the mapping staff, 787 maps prepared and 119 Courts attended during the year.

Maps and charts for official use by various branches of the Force were also prepared.

(5) BALLISTICS.

The duties performed by the members of this sub-section include examination and comparison of guns, bullets, cartridge cases, glass fragments found at the scenes of road accidents or on the clothing of suspects, cutting instruments and marks on woodwork, etc., at scenes of crimes, restoring of erased numbers on motor vehicle engines and chassis and on pedal cycles.

The following items were examined during the year—39 firearms, 204 bullets, cartridge cases, etc., 13 cycles, and 1,140 miscellaneous articles. The latter category includes glass fragments from "hit and run" accidents, safes, housebreaking implements, footprints, clothing, pieces of metal, etc.

The scenes of 20 crimes were visited and 48 courts attended.

(6) RADIO.

A central transmission and receiving station working on V.H.F. is established at Headquarters and operated by remote control from Dublin Castle, where the maintenance staff is attached.

The range covers some 30 miles depending on contours of country.

In Dublin, Rathfarnham and Howth there are 19 cars fitted with two-way radio telephone; 7 two-way sets and 12 receiving sets are also installed in Garda Stations in Dublin and adjoining counties.

Walkie-talkie radio sets are also issued to foot patrols for the control of crowds at public meetings, sports fixtures, etc.

Radio equipped cars are continuously patrolling in Dublin city and suburbs, and during variable hours in adjoining counties, and form a link with foot and cycle patrols. These cars are in constant touch with Headquarters and with one another.

Details of crimes, road accidents and street disturbances are broadcast and cars are directed to scenes to cut off the escape of fleeing criminals. These messages are also received at Garda Stations on the perimeter of the city, and patrols from these Stations are notified when necessary.

Radio communications are linked up to relay complaints received from the public over the "999" telephone system regarding crime, suspicious loiterers, etc., thus enabling speedy attention to be given to complaints, by the Garda. Several arrests on the spot have been made within a few minutes of the receipt of complaints, and vehicles which have been involved in hit and run accidents have also been intercepted.

A number of business houses in Dublin have installed automatic "burglar-alarms", which are connected to Detective Branch, Dublin Castle. Alarms received are broadcast at once to radio cars.

During the year 1955, there were 10,962 "999" calls received resulting in the arrests of 573 offenders.

Patrols in the Dublin area were responsible for making 1,266 offenders amenable in the following cases:—271 Housebreakings and/or Larcenies, 24 Theft of motor vehicles, 362 cases of Street Disorders—Assaults, etc., and 609 other offences.

The following are brief details of some cases in which the successful use was made of radio patrol cars during the year:—

- (a) On 31/5/1955 at 8.30 p.m. while patrol car was on duty at East Wall Road two youths were observed riding a motor cycle which had already been reported per

"999" call as stolen. The youths dropped the machine and ran, but after a chase they were arrested by the crew of the patrol car.

- (b) On 20/6/1955 at 3.25 p.m. a handbag was snatched from a woman at Fortfield Road, Terenure, Dublin. A description of the suspects was broadcast and following a search of the locality two youths were arrested and charged with the offence.
- (c) At 7 a.m. on 8/7/1955 one of the radio cars received a message to go to an address at Lower Baggot Street, Dublin, where a man was believed to be illegally on the premises. On arrival the crew of the car found a man on the premises who was arrested and subsequently charged and convicted of House-breaking.
- (d) On 14/6/1955 in response to a "999" call one of the patrol cars attended at Marlboro' Street, Dublin, where an area was cordoned off and 4 youths arrested who had feloniously entered premises there.
- (e) At 11.10 p.m. on 21/3/1955 the crew of a patrol car observed a stolen motor car at North Brunswick Street, Dublin. The patrol car gave chase and succeeded in arresting the three occupants who were charged with the offence.
- (f) At 8.30 p.m. on 18/12/1955, a call was received to say that a member of the Garda attached to Malahide Station, County Dublin, had been knocked down by a motor lorry which had failed to stop. A search of the area succeeded in locating the culprit who was later charged with the offence.
- (g) On 12/6/1955 a call was received to the effect that a motor car was being driven in a dangerous manner at 1.45 a.m. at Cooley Road, Drimnagh, Dublin—the driver responsible was traced and charged.
- (h) At 8.45 p.m. on 12/11/1955, a radio message was received to say that there was disorder at Harcourt Street, Dublin. On arrival the crew of the patrol car arrested a woman who was later charged with and convicted of being drunk and disorderly on the occasion.

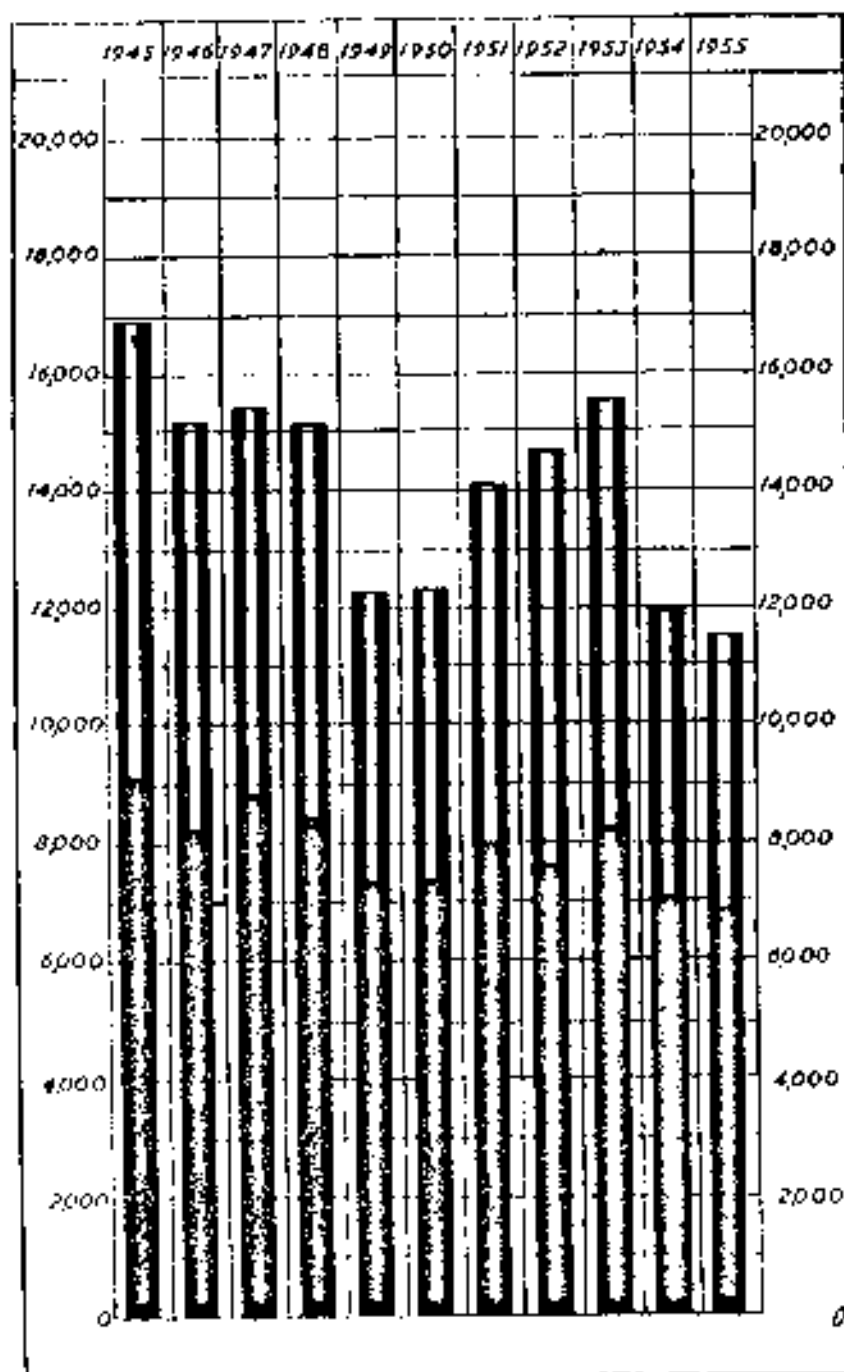
I have the honour to be, Sir,

Your Obedient Servant,

D. COSTIGAN,

Commissioner.

INDICTABLE CRIME APPENDIX A(3).



REFERENCE

CRIME RECORDED.
 CRIME DETECTED.

Table showing by groups in respect of each Garda Division and the Garda Districts of the cities of Cork, Limerick, Waterford and Galway, the number of Indictable Offences and the number of Detections in the year 1955.

Divisions	Class I, Offences against the Person		Class II, Offences against Property with Violence		Class III, Offences against Property without Violence		Class IV, Other Indictable Offences		Total Indictable Offences	Number of Detections	Percentage of Detections
	Recorded	Detected	Recorded	Detected	Recorded	Detected	Recorded	Detected			
	Carlow/Kildare	16	16	53	71	204	144	0			
Cavan/Monaghan	24	23	46	35	555	112	2	0	627	592	94%
Clara	31	9	21	27	71	64	2	1	115	191	68%
Cork, E.R.	46	46	171	115	45	252	0	8	482	524	81%
Cork, W.R.	7	7	28	21	71	65	—	—	168	159	95%
Donegal	22	21	52	18	111	106	5	4	294	274	93%
Dublin Metropolitan	97	153	802	678	5,225	1,806	19	12	6,343	2,532	40%
Dublin-Worklow	61	61	309	246	567	301	6	5	779	614	79%
Galway, W.R.	29	28	17	44	15	132	5	5	246	206	84%
Kerry	24	23	47	39	127	117	1	1	292	183	63%
Leix-Oifaly	12	10	17	24	28	31	—	—	157	135	86%
Limerick	39	29	71	65	279	297	8	8	571	399	69%
Longford-Westmeath	17	11	48	36	159	116	3	1	231	158	68%
Louth/Meath	29	29	91	70	189	187	1	1	317	287	91%
Mayo	19	18	52	39	101	108	1	2	186	177	95%
Roscommon/Galway E.R.	11	11	36	25	55	62	6	6	128	104	81%
Sligo/Terrin	13	16	29	29	58	64	1	1	116	97	84%
Tipperary	29	29	89	81	188	168	4	3	397	278	70%
Waterford/Kilkenny	25	24	95	15	225	175	4	3	349	270	77%
Wexford	12	11	43	41	120	101	2	2	167	154	92%
TOTALS											
Whole Country	625	425	2,525	1,902	6,575	4,528	426	110	11,331	6,915	60%
Excluding Dublin Metropolitan	425	419	1,433	1,163	5,099	2,722	22	68	5,198	1,365	26%
Districts											
Cork	27	27	120	100	335	250	1	1	486	411	85%
Limerick	18	8	44	37	181	214	5	5	313	194	62%
Waterford	9	9	34	28	82	82	—	—	127	94	74%
Galway	7	7	35	35	116	85	1	1	161	128	80%

NON-INDICTABLE OFFENCES—PERSONS DEALT WITH SUMMARILY—PROCEEDINGS AND RESULTS—Continued.

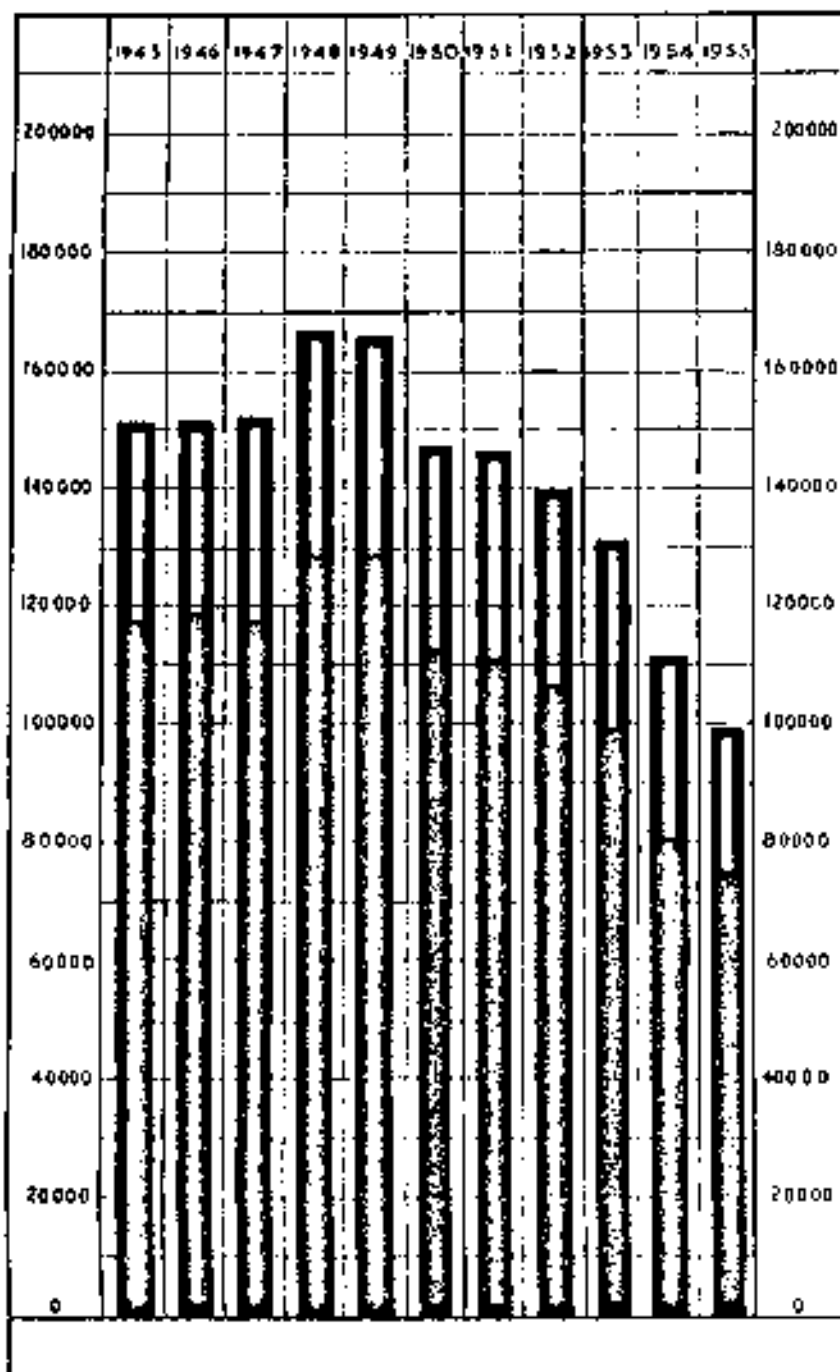
(1) OFFENCES <small>(Nature of Offence and Act and Section under which Proceedings taken—in respect of Offences included on Item "Other Offences" in Appendix C (1)).</small>	(2) Persons proceeded against.		(3) Apprehended	(4) Summonsed	(5) Charge withdrawn or dismissed	Charge proved—Order made without conviction for					CONVICTED.									
						(6) Dismissed	(7) Recognizance	(8) Probation	(9) Committed to Industrial school	(10) Committed to custody of Relative, etc.	(11) Number committed	Imprisonment without option of Fine.			(15) Place of Detention or Police Station	(16) Reformatory School	(17) Whipping	(18) Fine	(19) Recognizance	(20) Otherwise disposed of ^a
	Total	Male	Female								Total	Over 3 months	1 month and under							
Continual violation to Break a Branch of the Fence (Common Law)	115	109	8	15	100	12	21	12			37									
Disorderly Behaviour (Common Law)	7	7			7						7									
Threatening and Abusive Language (Common Law)	4	4			4						4									
Obtaining Goods in Discharge of Duty, 24 & 25 Vic., C. 100, Sec. 28	4	4			4						4									
Social Welfare Act, 1952, Sec. 52	8	8			8						8									
Foresters Act, 1925, Sections 8 and 14	4	4			4						4									
Rates on Agricultural Land Relief Act, 1939, Sec. 22	4	4			4						4									
Taking Unlawful Possession of House (Common Law)	1	1			1						1									
Making False Declaration—Statutory Declaration Act, 1925, Sec. 27	3	3			3						3									
Statutory Declaration Act, 1925, Sec. 5	1	1			1						1									
Post Office Amendment Act, 1931, Sec. 13	1	1			1						1									
Parade Provisions and Maintenance Act, 1925, Sec. 11	1	1			1						1									
Supplies and Services (Temporary Provisions) Act, 1946	13	12			13						13									
TOTAL	175	162	11	17	156	47	26	12			77									

^a Particulars of Persons included in Column 20, Appendix C (1), "Otherwise disposed of."



OFFENCES	Act and Section under which Proceedings taken	Number of Offenders		SENTENCE, ORDER, etc.
		Children and Young Persons	Other Persons	
Dogs—Other Offences in relation to	Dogs' Act, 1957, Sec. 2		1	Ordered to have dangerous dog kept under proper control.
TOTAL			1	

^a Particulars of Persons included in Column 20, in Appendix C (1), "Otherwise disposed of."

OFFENCES	Act and Section under which Proceedings taken	Number of Offenders		HOW DISPOSED OF
		Children and Young Persons	Other Persons	
Assault on Garda	Offences against the Person Act, 1861, Sec. 48		2	1 Adjourned Sum Dic, 1 Committed to Mental Hospital.
Common Assault	Prevention of Crimes Act, 1927, Sec. 12, Common Law		4	Adjourned Sum Dic.
Dogs—Offences in relation to licensing of	Finance Act, 1925, Sec. 37, Sec. 2 (2)		57	" " "
Firearms Act, 1925			1	" " "
Drunkenness with Aggravation	Licensing Act, 1952, Sec. 12, Regs. 88 (3)		1	" " "
Break of Recognizance Order	Justices (Court Rules)		1	" " "
TOTAL			66	

NON INDICTABLE OFFENCES

REFERENCE

 PERSONS PROSECUTED
 CONVICTIONS

1955.

INDICTABLE OFFENCES.—SEX AND AGE OF PERSONS AGAINST WHOM CHARGES WERE PROVED AND ORDERS MADE WITHOUT CONVICTION.

APPENDIX D (2).

(1) NATURE OF OFFENCES.	(2) Total	SEX		AGE.															
		(3) Males	(4) Females	(5) Under 14 years.		(6) 14 to 16.		(7) 16 to 18.		(8) 18 to 20.		(9) 21 to 24.		(10) 25 to 29.		(11) 30 to 40.		(12) Above 40 & 45.	
				M	F	M	F	M	F	M	F	M	F	M	F	M	F	M	F
4. Assault, Wounding and other like Offences (Misdemeanours) ...	22	25	2
17. Indecent Assault on Females ...	5	8
24. Sacrilege (including Larceny from Donation Boxes) ...	18	16	2
25. Burglary ...	212	212	33
26. Housebreaking (Dwelling Houses) ...	221	225	4
27. Breaking into shops, Warehouses, &c. ...	14	17
28. Attempts to break into Houses, Shops, Warehouses, &c. ...	4	2
29. Entering with intent to commit Felony
30. Possession of Housebreaking Tools, &c. ...	22	21	1
38. Other Molesters Injuries to Property ...	12	9	3
40. Larceny of Horses, Cattle and Sheep ...	20	12	8
41. Larceny from the Person ...	70	16	54
42. Larceny in House in value of £5. or with menaces ...	34	10	24
43. Larceny from Dwelling House by Employers ...	5	3
45. Larceny of Motor Vehicles ...	81	26	55
46. Larceny of Road Cycles ...	115	112	3
47. Larceny from Motorised Vehicles ...	202	214	12
48. Larceny from Shops and Stalls ...	214	122	92
49. Other Larcenies (exceeding £5 in value) ...	504	543	39
50. Other Larcenies (not exceeding £5 in value) ...	7	1	6
51. Embezzlement ...	22	16	6
52. Obtaining Goods, &c., by False Pretences ...	34	28	6
55. Receiving Stolen Goods
60. Riot or Unlawful Assembly
63. Suicide, Attempts to commit
64. Child Inhabitable Children, &c. ...	1
12. Abandoning Children under two years
15. Unnatural Offences and Attempts
16. Rape
19. Indecent or obscene exposure to and 27 years
32. Robbery and Assaults with intent to Rob ...	12	12
35. Assault
37. Killing and Maiming Cattle
44. Larceny of Explosives
53. Entry by Agents, Trustees, Directors, &c.
56. Forgery and Counterfeiting
66. Obstructing a Public Mischief (Common Law)
66. Obstructing a Public Mischief (Statute Law)
66. Affray (Common Law)
TOTAL	2,248	1,941	307	65	41	402	42	290	47	122	60	117	45	107	15	125	54		

† Figures of Offences as given in Appendix A.

1955.

INDICTABLE OFFENCES.—SEX AND AGE OF PERSONS AGAINST WHOM CHARGES WERE PROVED AND ORDERS MADE WITHOUT CONVICTION.

APPENDIX D (2).

(1) NATURE OF OFFENCES.	(2) Total	(3) SEX		(4) AGE													
		(3) Males	(4) Females	(5) Under 14 years		(6) 14 to 16		(7) 16 to 18		(8) 21 to 24		(9) 25 to 29		(10) 30 to 40		(11) Above 40 years	
				M.	F.	M.	F.	M.	F.	M.	F.	M.	F.	M.	F.	M.	F.
4. Assault, Wounding and other like Offences (Misdemeanours) ...	21	20	2	2	—	1	—	—	—	—	—	—	—	—	—	—	—
17. Indecent Assault on Females ...	5	8	—	—	—	—	—	—	—	—	—	—	—	—	—	—	—
24. Stealing (including Larceny from Donation Boxes) ...	19	16	3	4	2	—	—	—	—	—	—	—	—	—	—	—	—
25. Burglary ...	18	16	2	—	—	—	—	—	—	—	—	—	—	—	—	—	—
26. Housebreaking (Dwelling Houses) ...	243	232	11	—	—	—	—	—	—	—	—	—	—	—	—	—	—
27. Breaking into Shops, Warehouses, &c. ...	121	115	6	—	—	—	—	—	—	—	—	—	—	—	—	—	—
28. Attempts to break into Houses, Shops, Warehouses, &c. ...	11	17	—	—	—	—	—	—	—	—	—	—	—	—	—	—	—
29. Entering with intent to commit Felony ...	4	—	—	—	—	—	—	—	—	—	—	—	—	—	—	—	—
30. Possession of Housebreaking Tools, &c. ...	22	21	1	—	—	—	—	—	—	—	—	—	—	—	—	—	—
38. Other Malicious Injuries to Property ...	12	9	3	—	—	—	—	—	—	—	—	—	—	—	—	—	—
40. Larceny of Horses, Cattle and Sheep ...	20	12	8	—	—	—	—	—	—	—	—	—	—	—	—	—	—
41. Larceny from the Person ...	19	40	24	13	—	—	—	—	—	—	—	—	—	—	—	—	—
42. Larceny in House to value of £5 or with monies ...	34	19	15	—	—	—	—	—	—	—	—	—	—	—	—	—	—
43. Larceny from Dwelling House by Employees ...	5	5	—	—	—	—	—	—	—	—	—	—	—	—	—	—	—
45. Larceny of Motor Vehicles ...	61	56	5	—	—	—	—	—	—	—	—	—	—	—	—	—	—
46. Larceny of Pedal Cycles ...	115	112	3	—	—	—	—	—	—	—	—	—	—	—	—	—	—
47. Larceny from Motorised Vehicles ...	242	214	28	—	—	—	—	—	—	—	—	—	—	—	—	—	—
48. Larceny from Shops and Stalls ...	214	177	37	—	—	—	—	—	—	—	—	—	—	—	—	—	—
49. Other Larcenies (exceeding £5 in value) ...	200	218	12	—	—	—	—	—	—	—	—	—	—	—	—	—	—
50. Other Larcenies (not exceeding £5 in value) ...	7	7	—	—	—	—	—	—	—	—	—	—	—	—	—	—	—
51. Embezzlement ...	22	16	6	—	—	—	—	—	—	—	—	—	—	—	—	—	—
52. Obtaining Goods, &c., by False Pretences ...	38	25	13	—	—	—	—	—	—	—	—	—	—	—	—	—	—
55. Receiving Stolen Goods ...	—	—	—	—	—	—	—	—	—	—	—	—	—	—	—	—	—
60. Riot or Unlawful Assembly ...	4	4	—	—	—	—	—	—	—	—	—	—	—	—	—	—	—
65. Suicide (Attempting to commit Other Indictable Offences, viz. —)	1	—	1	—	—	—	—	—	—	—	—	—	—	—	—	—	—
12. Abandoning Children under two years ...	2	—	—	—	—	—	—	—	—	—	—	—	—	—	—	—	—
15. Unlawful Offences and Attempts ...	1	—	—	—	—	—	—	—	—	—	—	—	—	—	—	—	—
16. Rape ...	2	—	—	—	—	—	—	—	—	—	—	—	—	—	—	—	—
19. Abandonment of motor vehicles to and 17 roads ...	1	—	—	—	—	—	—	—	—	—	—	—	—	—	—	—	—
22. Robbery and Assaults with Intent to Rob ...	4	4	—	—	—	—	—	—	—	—	—	—	—	—	—	—	—
26. Arson ...	1	—	—	—	—	—	—	—	—	—	—	—	—	—	—	—	—
27. Killing and Maiming Cattle ...	3	3	—	—	—	—	—	—	—	—	—	—	—	—	—	—	—
34. Larceny of Explosives ...	3	—	—	—	—	—	—	—	—	—	—	—	—	—	—	—	—
35. Fraud by Agents, Trustees, Directors, etc. ...	3	—	—	—	—	—	—	—	—	—	—	—	—	—	—	—	—
36. Forgery and Counterfeiting ...	3	—	—	—	—	—	—	—	—	—	—	—	—	—	—	—	—
38. Offences under Public Mischief (Common Law) Unlawful Entry and Detention (Common Law) Alley (Common Law)	4	—	—	—	—	—	—	—	—	—	—	—	—	—	—	—	—
TOTAL	2,148	1,911	237	618	41	162	42	190	48	172	53	157	48	102	45	120	24

† Titles of Offences as given in Appendix A.

JUVENILES CHARGED IN COURTS.

TABLE SHOWING, BY CRIMES, THE NUMBER OF JUVENILE OFFENDERS IN EACH GARDA DIVISION IN YEAR, 1955.

Division	Burglary	Housebreaking	Larceny of Pedal Cyclists	Larcenies from Cattle and Vehicles	Larcenies from Shops and Stalls	Other Larcenies (exceeding £5 in value)	Other Larcenies (not exceeding £5 in value)	Malicious Damage to Property	Other Indictable Offences	Total Year 1955	Total Year 1954
Carlow/Kildare	3	45	3	4	7	2	7		6	58	31
Carraig-Monaghan	—	11	5	1	2	1	12	1	1	33	37
Clare	1	17	4	—	2	2	15	—	1	38	18
Cork, E. D.	2	92	13	10	17	17	59	1	10	201	207
Cork, W. D.	—	19	—	2	5	2	5	—	1	34	29
Down	1	50	1	1	1	3	8	—	2	57	32
Dublin, Metropolitan	3	266	32	43	131	81	292	11	29	695	659
Dublin, Wicklow	1	84	1	6	12	13	32	24	7	167	149
Galway, W. D.	—	18	2	1	3	2	8	1	1	30	38
Kerry	—	29	1	3	3	3	17	—	5	52	43
Lea/Offaly	1	11	1	—	1	1	9	1	2	27	31
Limerick	1	50	2	15	14	8	24	—	4	108	116
Longford/Wexmouth	—	5	—	—	3	5	5	—	1	24	24
Louth/Meath	1	9	2	5	4	5	23	—	3	54	59
Mayo	1	9	1	2	3	—	6	—	2	25	18
Monaghan	—	5	—	—	—	1	—	—	—	7	22
Sligo/Letrim	—	13	3	—	2	1	7	—	1	26	30
Tipperary	3	44	2	4	24	4	21	1	3	111	61
Waterford/Kilkenny	—	34	2	2	7	4	32	2	8	97	131
Wexford	2	14	3	2	2	5	7	—	—	33	31
TOTALS, 1955	29	844	79	108	255	194	500	32	92	2,138	2,067
TOTALS, 1954	34	773	118	111	257	215	493	38	98	—	2,067

Note:	Year 1955	Year 1954
Number of Juveniles Charged in Courts	2,138	2,067
Number of Juveniles Cautioned by Garda without proceedings	298	471
Total	2,436	2,538

1955.

JUVENILE OFFENDERS.

JUVENILES CHARGED WITH INDICTABLE OFFENCES IN THE YEAR 1955, AND RELEASED UNDER THE PROBATION OF OFFENDERS ACT, 1907.

	Number Charged	Number Released under the Probation of Offenders Act, 1907	Released under Probation Act.			
			First Time	Second Time	Third Time	Fourth Time or oftener
Whole Country	2,138	1,491	—	—	—	—
Dublin Metropolitan Area	903	633	—	—	—	—
Outside Dublin Metropolitan Area	1,235	758	—	—	—	—
Charged for 1st Time:						
Whole Country	1,512	—	1,116	—	—	—
Dublin Metropolitan Area	651	—	507	—	—	—
Outside Dublin Metropolitan Area	861	—	609	—	—	—
Charged for 2nd Time:						
Whole Country	339	—	24	162	—	—
Dublin Metropolitan Area	166	—	10	58	—	—
Outside Dublin Metropolitan Area	173	—	14	104	—	—
Charged for 3rd Time:						
Whole Country	100	—	1	14	42	1
Dublin Metropolitan Area	68	—	—	5	29	—
Outside Dublin Metropolitan Area	32	—	1	9	13	1
Charged for 4th Time or more:						
Whole Country	55	—	—	6	5	2
Dublin Metropolitan Area	32	—	—	3	5	—
Outside Dublin Metropolitan Area	23	—	—	3	—	2

1955.

JUVENILE OFFENDERS, 1955—APPROXIMATE WEEKLY FAMILY INCOME.

Offence Charged	Under £2	£2 to £4	£4 to £6	£6 to £8	over £8	Not ascertainable	Total
Burglary	—	5	4	5	5	1	20
Housebreaking	15	70	187	214	531	15	814
Larceny of Pedal Cyclists	4	8	21	11	25	2	71
Larcenies from Cattle and Vehicles	1	19	27	29	31	2	109
Larcenies from Shops and Stalls	1	28	59	71	197	9	255
Other Larcenies (exceeding £5 in value)	2	22	34	49	78	6	191
Other Larcenies (not exceeding £5 in value)	14	19	125	128	162	11	569
Malicious Damage to Property	—	4	1	15	25	1	52
Other Indictable Offences	1	7	22	19	58	5	92
TOTALS	42	241	449	541	979	57	2,138

INDICTABLE OFFENCES.—Result of Proceedings in Cases in which, and against persons in respect of whom, proceedings were shown pending in Appendix A. for the year 1954.

NATURE OF OFFENCES.	Number of Cases in which proceedings were shown pending.	RESULT OF PROCEEDINGS IN CASES.											RESULT OF PROCEEDINGS AGAINST PERSONS.										No. of Cases in which proceedings were shown pending.	No. of Persons against whom proceedings were shown pending.				
		Information related.	Dealt with on indictment and					Dealt with summarily and					Informations returned.	Dealt with on indictment and					Dealt with summarily and									
			Convicted.	Acquitted.	Found innocent and discharged of finding.	Not guilty returned.	Charges dismissed.	Convicted.	Acquitted.	Charge proved and order made against non-victim.	Charge withdrawn.	Order made.		Convicted.	Acquitted.	Charge proved and order made against non-victim.	Charge withdrawn.	Order made.	Convicted.	Acquitted.	Charge proved and order made against non-victim.	Charge withdrawn.			Order made.			
(1)	(2)	(3)	(4)	(5)	(6)	(7)	(8)	(9)	(10)	(11)	(12)	(13)	(14)	(15)	(16)	(17)	(18)	(19)	(20)	(21)	(22)	(23)	(24)	(25)	(26)	(27)		
GROUP I.—OFFENCES AGAINST THE PERSON.																												
1. Murder (of Persons aged above one year)																												
2. Attempt to Murder																												
3. Threats, Conspiracy, or Intention to Murder																												
4. (Manufacture or other Acts endangerring Life (Belonging to) (Manufacture or other Acts endangerring Life (Belonging to) (Manufacture or other Acts endangerring Life (Belonging to))																												
5. Wounding and other Acts endangerring Life (Belonging to)																												
6. Assault, Wounding and other like Offences (Mischemeanours)																												
7. Possession of Firearms with intent to endanger life																												
8. Endangering Railway Passengers																												
9. Intimidation and Obstruction																												
10. Intimidation by Threatening Letters, Notices, etc.																												
11. Cruelty to or Neglect of Children																												
12. Abandoning Children under two years																												
13. Procuring Abortion																												
14. Concealment of Birth																												
15. Unlawful Offences and Attempts																												
16. Rape																												
17. Indecent Assaults on Females																												
18. Detainment of Girls under 15 years																												
19. Detainment of Girls between 15 and 17 years																												
20. Incest																												
21. Prostitution																												
22. Abduction																												
23. Bigamy																												
TOTAL (GROUP I.)	20	1	3		2			1	1	4			20		1	11		2		1	1	8		1	3	4		
GROUP II.—OFFENCES AGAINST PROPERTY WITH VIOLENCE.																												
24. Burglary (including Larceny from Dwelling Houses)																												
25. Housebreaking (Dwelling Houses)																												
26. Breaking into Shops, Warehouses, etc.																												
27. Attempts to break into Houses, Shops, Warehouses, etc.																												
28. Entering with intent to commit Felony (Larceny Act, 1916, s. 21)																												
29. Possession of Housebreaking Tools, etc.																												
30. Robbery with Arms																												
31. Robbery and Assault with intent to Rob																												
32. Demand or Robbery of Arms																												
33. Assaulting Dwelling houses (by firing shots into them, or by use of Explosives)																												
34. Threatening to Publish or Publishing with intent to Extort																												
35. Arson																												
36. Killing and Maiming Cattle																												
37. Molestation, Manufacture, or Possession of Explosives																												
38. Other Molestation Injuries to Property																												
TOTAL (GROUP II.)	93	1	3		3			4		6		2	113	1	11	1	1	1		1	1	2	2	1	8	10		
GROUP III.—OFFENCES AGAINST PROPERTY WITHOUT VIOLENCE.																												
39. Larceny of Horses, Cattle, and Sheep																												
40. Larceny from the Person																												
41. Larceny in Houses of value of £5, or with weapons																												
42. Larceny from Dwelling houses by Burglaries																												
43. Larceny of Explosives																												
44. Larceny of Motor Vehicles																												
45. Larceny of Public Cycles																												
46. Larceny from Motor Vehicles																												
47. Larceny from Shops and Stalls																												
48. Other Larcenies (not exceeding £5 in value)																												
49. Other Larcenies (not exceeding £5 in value)																												
50. Endangerment																												
51. Obstruction of Highways, etc., by Public Processions																												
52. Fraud by Agents, Trustees, Executors, etc.																												
53. Other Fraud																												
54. Receiving Stolen Goods																												
TOTAL (GROUP III.)	297	18	5		2			20		112		3	303	2	2	2	1	1		1	1	2	2	1	28	10		
GROUP IV.—OFFENCES AGAINST PUBLIC ORDER AND THE ADMINISTRATION OF JUSTICE.																												
55. Drunkenness																												
56. Drunkenness in Public Places																												
57. Drunkenness in Public Places																												
58. Drunkenness in Public Places																												
59. Drunkenness in Public Places																												
60. Drunkenness in Public Places																												
61. Drunkenness in Public Places																												
62. Drunkenness in Public Places																												
63. Drunkenness in Public Places																												
64. Drunkenness in Public Places																												
65. Drunkenness in Public Places																												
66. Drunkenness in Public Places																												
67. Drunkenness in Public Places			</																									

1955.

APPENDIX G (2)

INDICTABLE OFFENCES shown as undetected in Appendix A, for year 1954 and in which proceedings were instituted during the year 1955.

NATURE OF OFFENCES. (Title of Offence as shown in Appendix A)	Number of Offences previously shown Undetected in which Proceedings were instituted during year 1955.	RESULT OF PROCEEDINGS IN CASES.										PERSONS PROCEEDED AGAINST.										RESULT OF PROCEEDINGS AGAINST PERSONS.									
		Dealt with on Indictment and					Dealt with summarily and					Dealt with on Indictment and					Dealt with summarily and					Dealt with on Indictment and			Dealt with summarily and						
		Convicted.	Acquitted.	Charge proved and Inquests of Pleading.	Noted Proseque returned.	Dismissed or disposed of.	Dismissed for Trial and still awaiting Trial.	Convicted.	Acquitted.	Charge proved and under made with one conviction.	Charge Withdrawn.	Dismissive disposed of.	Still Pending in District Court.	Crimes of which the Proceedings were instituted but for which no Proceedings were begun.	Total.	Fines.	Penalty.	Apprehended.	Returned.	Informations refused.	Convicted.	Acquitted.	Charge proved and Inquests of Pleading.	Noted Proseque entered.	Dismissed or disposed of.	Dismissed for Trial and still awaiting Trial.	Convicted.	Acquitted.	Charge proved and under made with one conviction.	Charge Withdrawn.	Dismissive disposed of.
(4)	(5)	(6)	(7)	(8)	(9)	(10)	(11)	(12)	(13)	(14)	(15)	(16)	(17)	(18)	(19)	(20)	(21)	(22)	(23)	(24)	(25)	(26)	(27)	(28)	(29)	(30)	(31)	(32)	(33)	(34)	
24. Swindling (including Larceny from Donation Boxes)	1																														
25. Burglary	1																														
26. Housebreaking (Dwellinghouses)	1																														
27. Breaking into Shops, Warehouses, etc.	1																														
28. Robbery and Assaults with Intent to Rob	1																														
29. Larceny in House to value of £5 or with menaced	1																														
30. Larceny of Motor Vehicles	1																														
31. Larceny of Pedal Cycles	60																														
32. Larceny from Unattended Vehicles	4																														
33. Larceny from Shops and Stalls	4																														
34. Other Larcenies (exceeding £5 in value)	1																														
35. Other Larcenies (not exceeding £5 in value)	13																														
36. Obtaining Goods, etc., by False Pretences	1																														
TOTAL	90	4												43	41	4	38	7	4						2	10	5	10		1	1

* Particulars of Cases included in Columns 8 and 13 of Appendix G (1) and in Columns 8 and 14 of Appendix G (2) "Offences disposed of".

NATURE OF OFFENCES.	NUMBER OF CASES	HOW DISPOSED OF.
27. Breaking into Shops, Warehouses, etc.	4	Adjourned Sum Die.
29. Larceny	1	Adjourned Sum Die.
30. Larceny of Pedal Cycles	1	Adjourned Sum Die.
33. Larceny from Shops and Stalls	1	Adjourned Sum Die.
35. Obtaining Goods, etc., by False Pretences	1	Defendant died.
TOTAL	9	